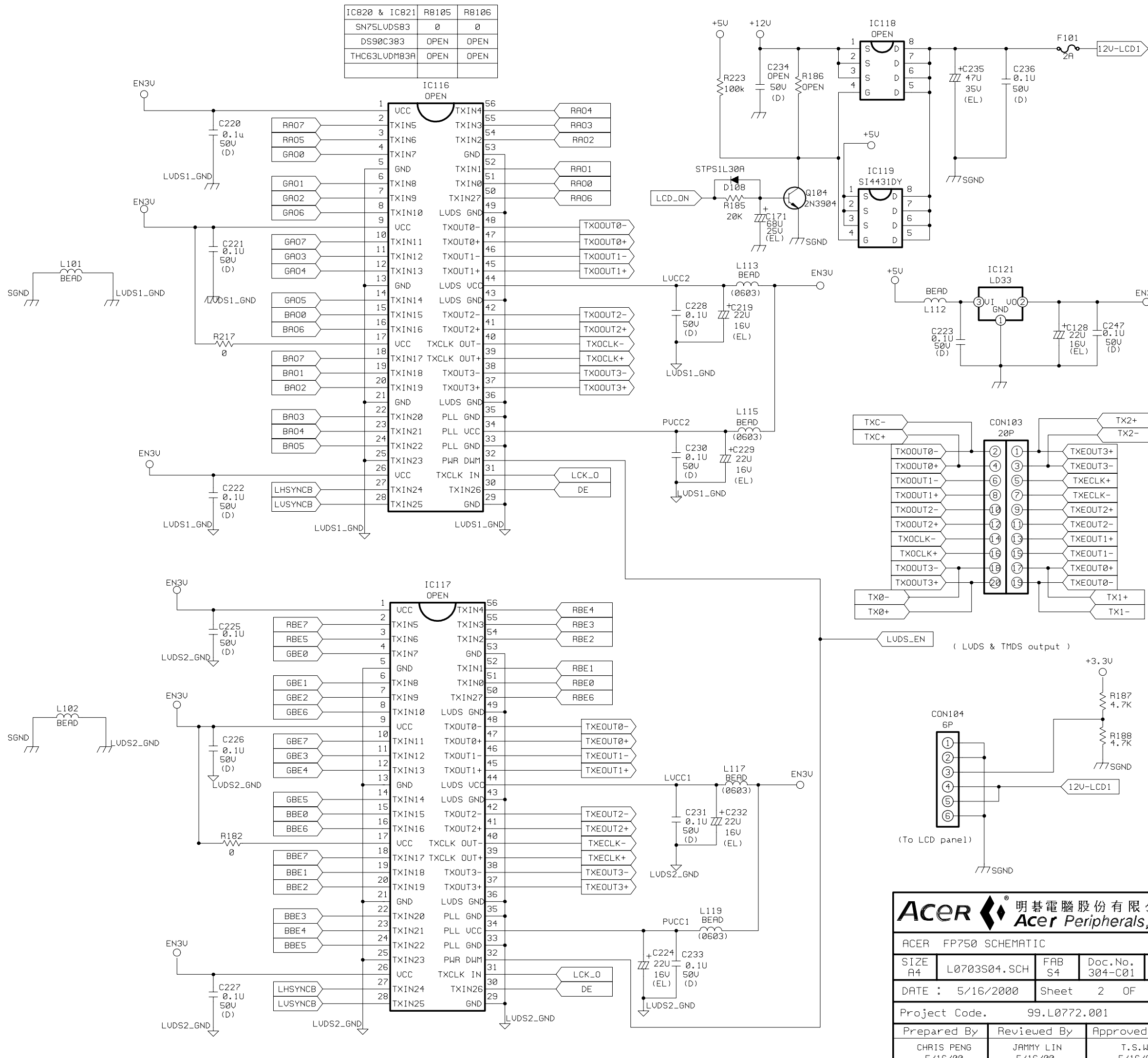
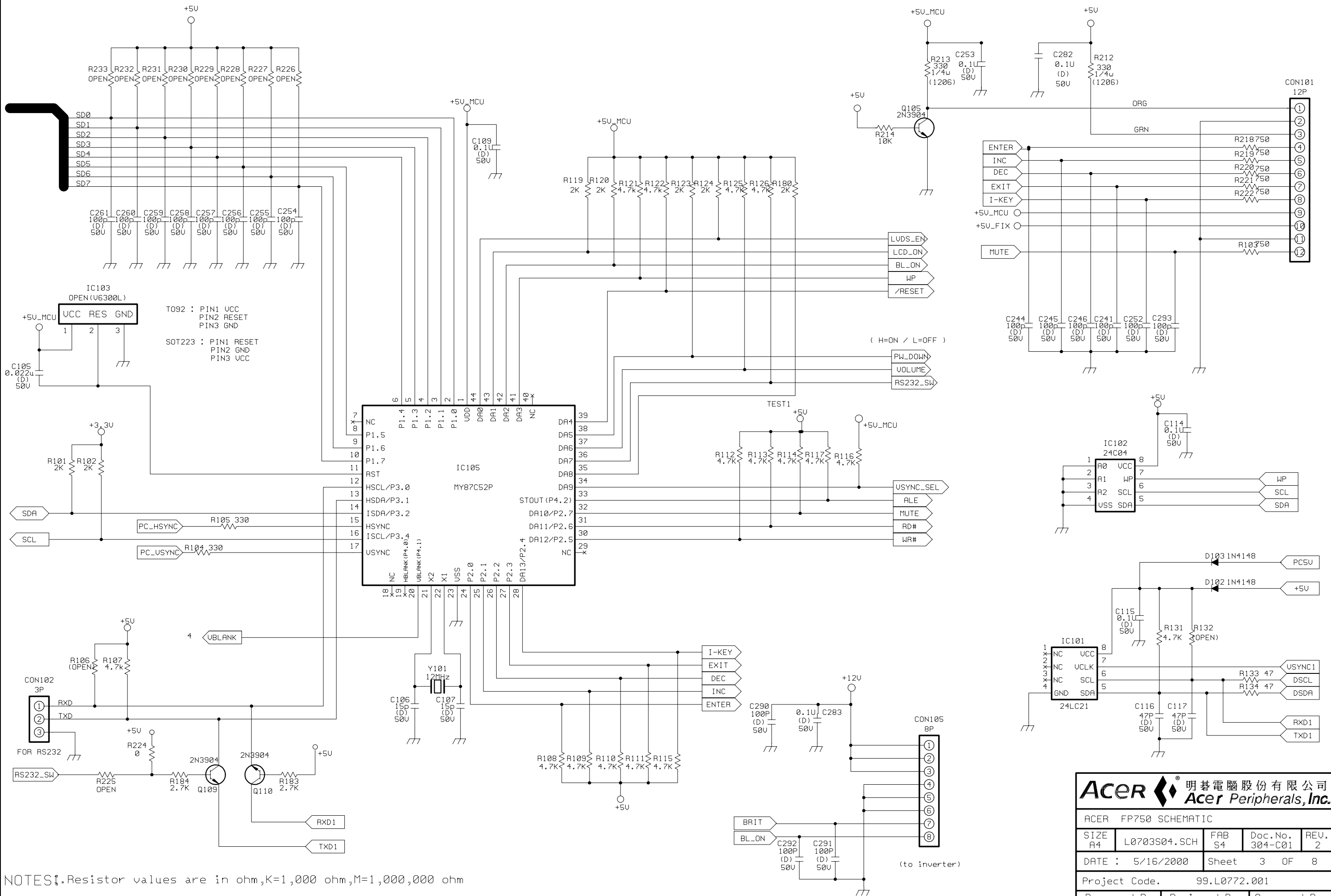
 明基電腦股份有限公司 Acer Peripherals, Inc.				
ACER FP750 SCHEMATIC				
SIZE A4	L0703S04.SCH	FAB S4	Doc.No. 304-C01	REV. 2
DATE : 5/16/2000		Sheet 1 OF 8		
Project Code. 99.L0772.001				
Prepared By		Reviewed By		Approved By
CHRIS PENG 5/16/00		JAMMY LIN 5/16/00		T.S.WU 5/16/00





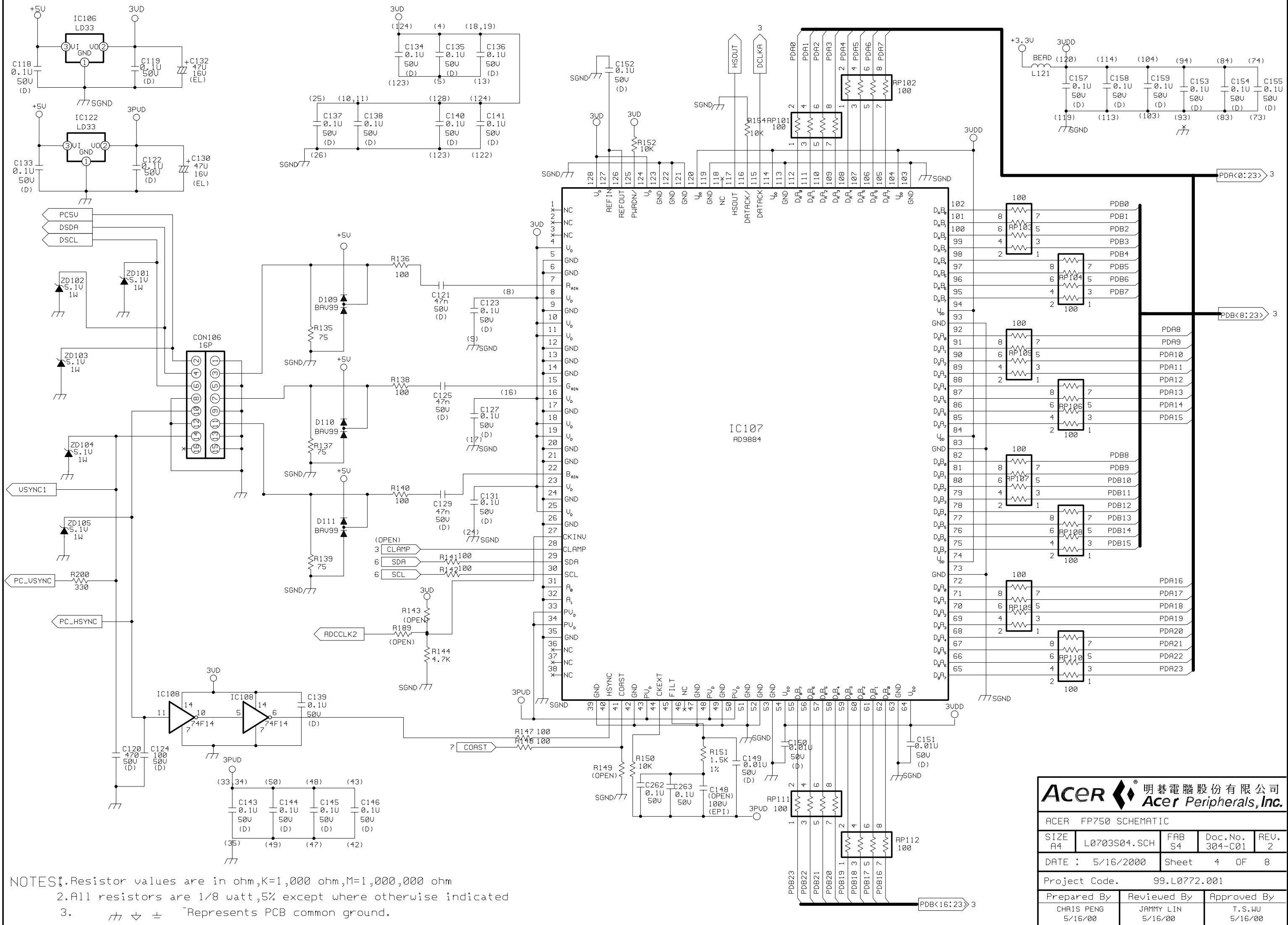
NOTES: 1. Resistor values are in ohm, K=1,000 ohm, M=1,000,000 ohm

3. Represents PCB common ground.

明基電腦股份有限公司
Acer Peripherals, Inc.


ACER FP750 SCHEMATIC

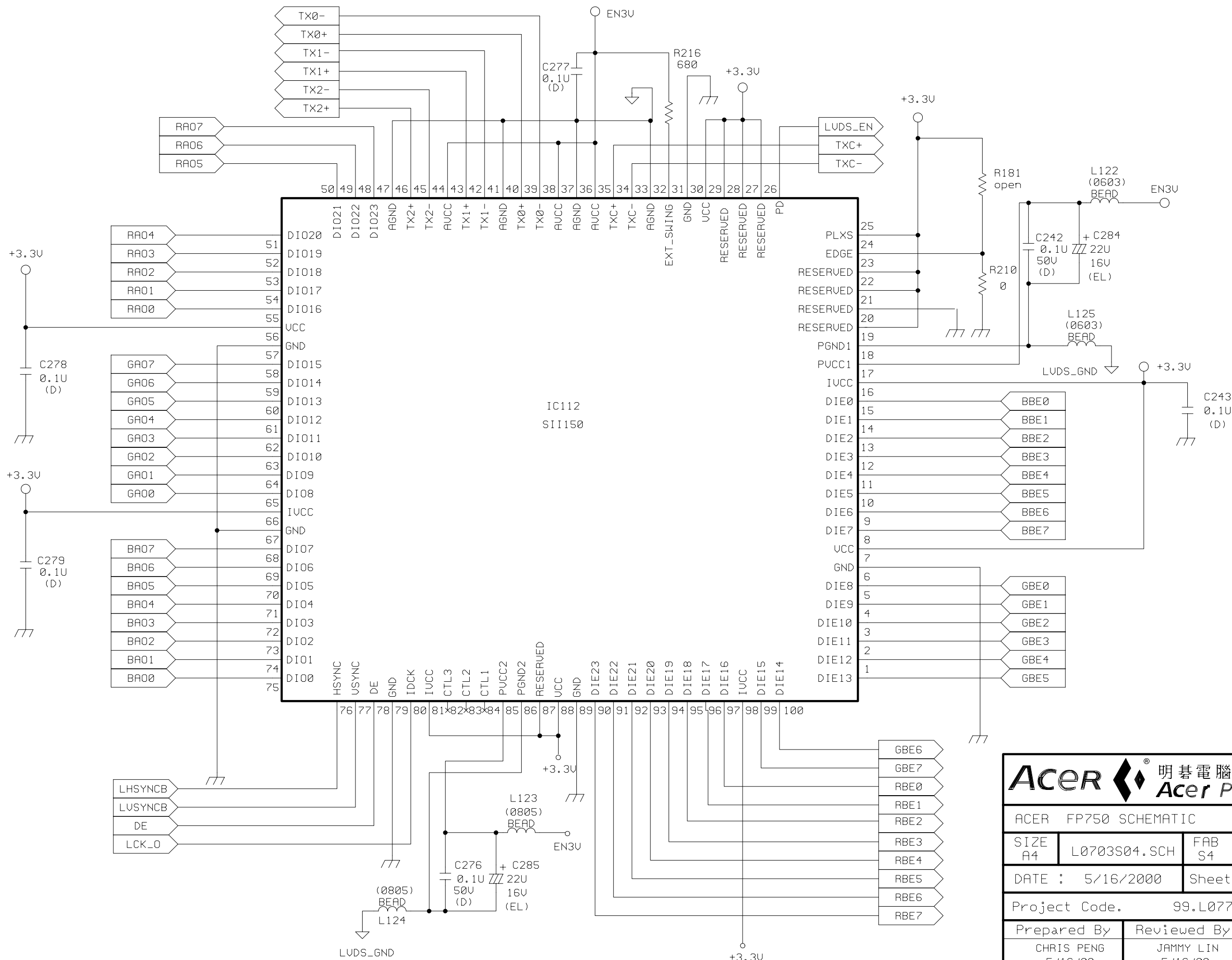
SIZE A4	L0703S04.SCH	FAB S4	Doc.No. 304-C01	REV. 2
DATE : 5/16/2000		Sheet 3 OF 8		
Project Code. 99.L0772.001				
Prepared By CHRIS PENG 5/16/00		Reviewed By JAMMY LIN 5/16/00		Approved By T.S.WU 5/16/00




ACER 明基電腦股份有限公司 Acer Peripherals, Inc.				
ACER FP750 SCHEMATIC				
SIZE A4	L0703S04.SCH	FAB S4	Doc.No. 304-C01	REV. 2
DATE : 5/16/2000		Sheet	4	OF 8
Project Code. 99.L0772.001				
Prepared By CHRIS PENG 5/16/00		Reviewed By JAMMY LIN 5/16/00		Approved By T.S.WU 5/16/00



NOTES: 1. Resistor values are in ohm, K=1,000 ohm, M=1,000,000 ohm
2. All resistors are 1/8 watt, 5% except where otherwise indicated
3.  Represents PCB common ground.

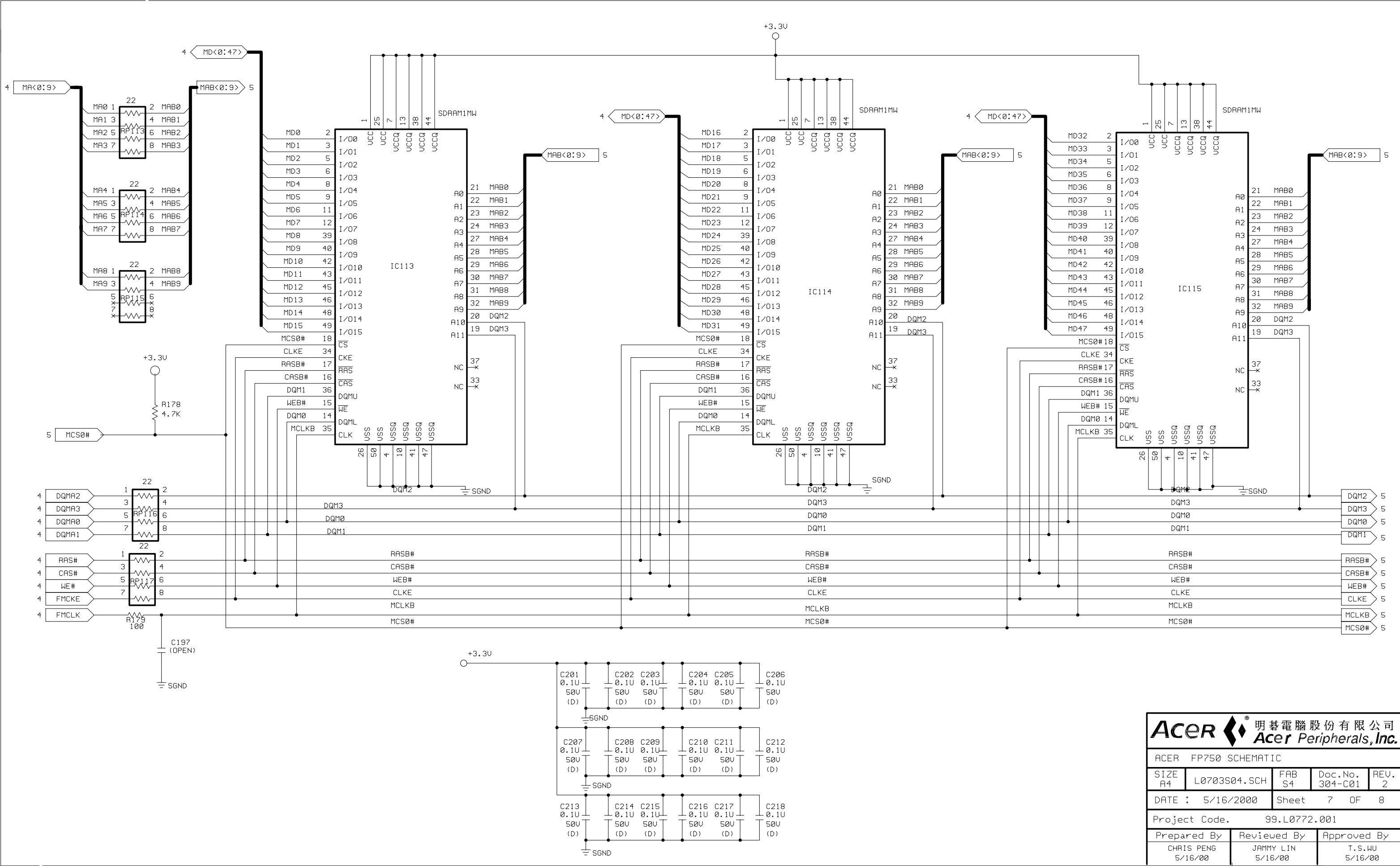




明碁電腦股份有限公司
Acer Peripherals, Inc.

ACER FP750 SCHEMATIC

SIZE A4	L0703S04.SCH	FAB S4	Doc.No. 304-C01	REV. 2
DATE : 5/16/2000		Sheet 6 OF 8		
Project Code.		99.L0772.001		
Prepared By CHRIS PENG 5/16/00	Reviewed By JAMMY LIN 5/16/00	Approved By T.S.WU 5/16/00		



ACER 明基電腦股份有限公司
Acer Peripherals, Inc.

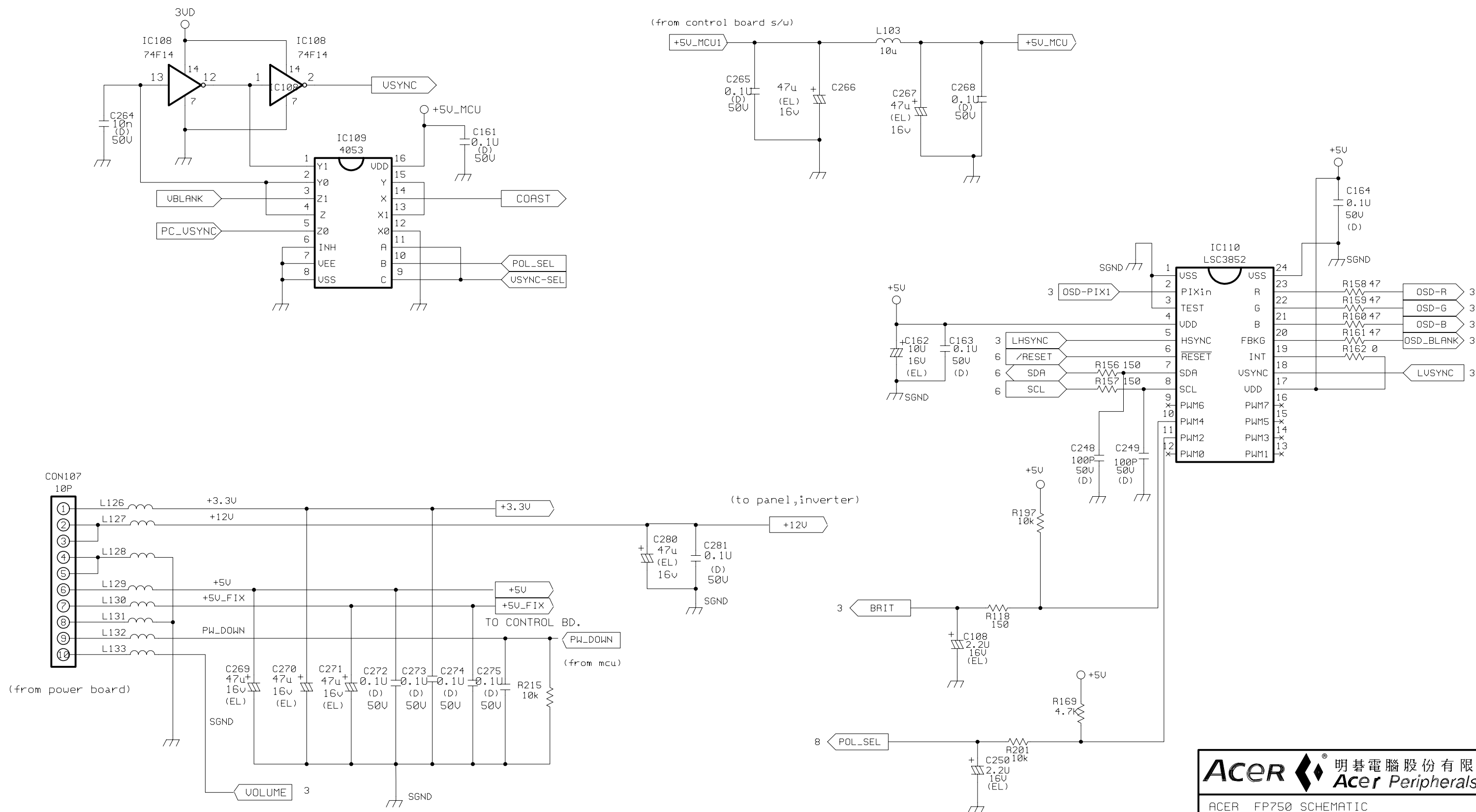
ACER FP750 SCHEMATIC

SIZE	FAB	Doc.No.	REV.
A4	S4	304-C01	2

DATE : 5/16/2000 Sheet 7 OF 8

Project Code. 99.L0772.001

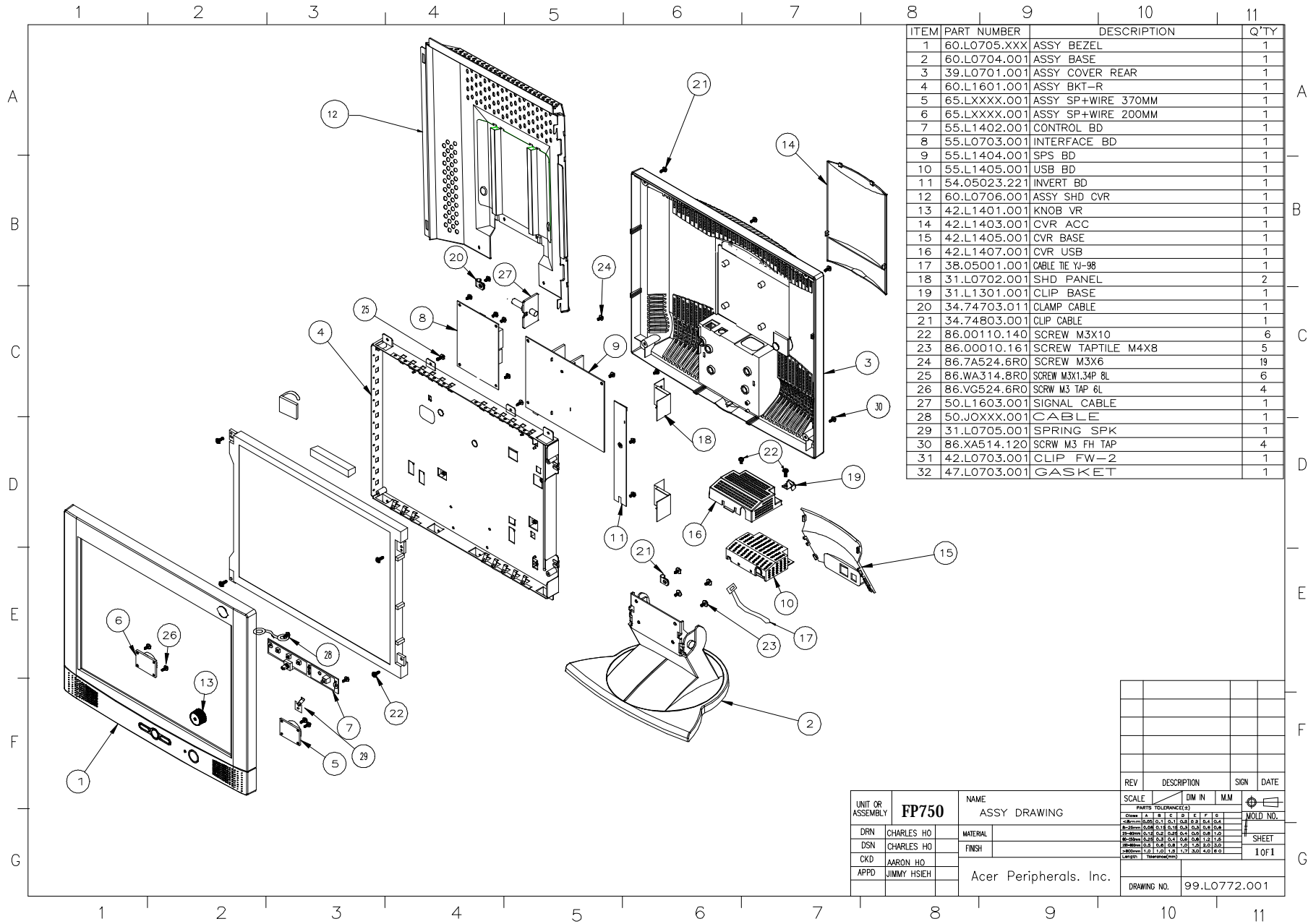
Prepared By	Reviewed By	Approved By
CHRIS PENG 5/16/00	JAMMY LIN 5/16/00	T.S.WU 5/16/00



NOTES

1. Resistor values are in ohm, K=1,000 ohm, M=1,000,000 ohm
2. All resistors are 1/8 watt, 5% except where otherwise indicated
3. ∇ ∇ ∇ Represents PCB common ground.

Acer 明基電腦股份有限公司 Acer Peripherals, Inc.				
ACER FP750 SCHEMATIC				
SIZE A4	L0703S04.SCH	FAB S4	Doc.No. 304-C01	REV. 2
DATE : 5/16/2000		Sheet	8	OF 8
Project Code.		99.L0772.001		
Prepared By		Reviewed By		Approved By
CHRIS PENG 5/16/00		JAMMY LIN 5/16/00		T.S.WU 5/16/00



ITEM	PART NUMBER	DESCRIPTION	Q'TY
1	60.L0705.XXX	ASSY BEZEL	1
2	60.L0704.001	ASSY BASE	1
3	39.L0701.001	ASSY COVER REAR	1
4	60.L1601.001	ASSY BKT-R	1
5	65.LXXXX.001	ASSY SP+WIRE 370MM	1
6	65.LXXXX.001	ASSY SP+WIRE 200MM	1
7	55.L1402.001	CONTROL BD	1
8	55.L0703.001	INTERFACE BD	1
9	55.L1404.001	SPS BD	1
10	55.L1405.001	USB BD	1
11	54.05023.221	INVERT BD	1
12	60.L0706.001	ASSY SHD CVR	1
13	42.L1401.001	KNOB VR	1
14	42.L1403.001	CVR ACC	1
15	42.L1405.001	CVR BASE	1
16	42.L1407.001	CVR USB	1
17	38.05001.001	CABLE TIE YJ-98	1
18	31.L0702.001	SHD PANEL	2
19	31.L1301.001	CLIP BASE	1
20	34.74703.011	CLAMP CABLE	1
21	34.74803.001	CLIP CABLE	1
22	86.00110.140	SCREW M3X10	6
23	86.00010.161	SCREW TAP TILE M4X8	5
24	86.7A524.6R0	SCREW M3X6	19
25	86.WA314.8R0	SCREW M3X1.34P BL	6
26	86.VG524.6R0	SCRW M3 TAP 6L	4
27	50.L1603.001	SIGNAL CABLE	1
28	50.JOXXX.001	CABLE	1
29	31.L0705.001	SPRING SPK	1
30	86.XA514.120	SCRW M3 FH TAP	4
31	42.L0703.001	CLIP FW-2	1
32	47.L0703.001	GASKET	1

UNIT OR ASSEMBLY		NAME	
FP750		ASSY DRAWING	
DRN	CHARLES HO	MATERIAL	
DSN	CHARLES HO	FINISH	
CKD	AARON HO	Acer Peripherals, Inc.	
APPD	JIMMY HSEH		
SCALE		DIM IN	
		M.M	
		PARTS TOLERANCES	
		MOLD NO.	
		SHEET	
		1 OF 1	
		DRAWING NO.	
		99.L0772.001	